


# The Seamstress

EDYTA SITAR OF LAUNDRY BASKET QUILTS



**Little Stitches** Quilt designed by: **Edyta Sitar** • Quilt Size: **34" x 40 1/2"**

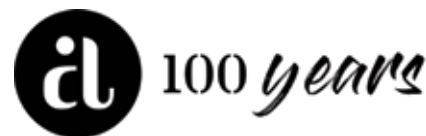
Skill Level: **Intermediate** • [andoverfabrics.com](http://andoverfabrics.com)

andover • [makower.uk](http://makower.uk)

Free Pattern Download Available

1384 Broadway New York, NY 10018  
Tel. (800) 223-5678 • [andoverfabrics.com](http://andoverfabrics.com)

# Little Stitches



Featuring Andover Fabrics new Collection: The Seamstress by Edyta Sitar  
Quilt designed by Edyta Sitar of Laundry Basket Quilts

Quilt finished 34" x 40 1/2"

## Quilt Cutting Directions

**Note: Read assembly directions before cutting patches.** Borders are cut to exact length required plus 1/4" seam allowance. WOF designates the width of fabric from selvedge to selvedge (approximately 42" wide).

**Fabric A** Cut (162) 2 7/8" squares. Cut (54) of the squares across (1) diagonal to make (108) 2 7/8" triangles.

**Fabric B** Cut (6) 5 3/8" x WOF strips. Sub-cut the strips into (36) 5 3/8" squares. Cut the squares across (1) diagonal to make (72) 5 3/8" triangles.

**Binding** Cut (5) 2 1/2" x WOF strips.

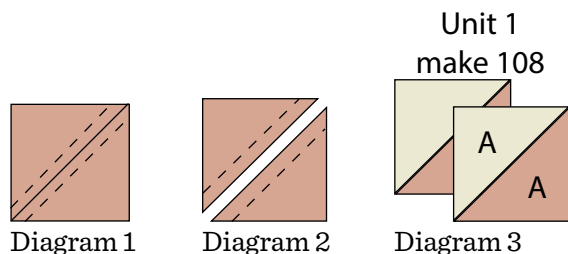
**Backing** Cut (1) 49" x 42" WOF strip.

## Making the Quilt

### 1. Block Assembly

**Pay attention to the orientation of the units while assembling the various components.**

Place (1) 2 7/8" Fabric A square on top of a second 2 7/8" Fabric A square, right sides together. Draw a line across the diagonal of the top square (Diagram 1). Sew 1/4" away from each side of the drawn diagonal line (Diagram 1). Cut the (2) squares apart on the drawn diagonal line (Diagram 2) to make (2) half-square triangles (Diagram 2) to make (2) Unit 1 squares (Diagram 3). Trim the half-square triangles to measure 2 1/2" square to make (2) Unit 1 squares (Diagram 3). Repeat to make (108) Unit 1 squares total.



## Fabric Requirements

<b>Fabric A blocks</b>	9767/L, 9768/L, 9769/L, 9771/O, 8994/EN, 9770/N	2 x 10" squares
	All other designs	1 x 10" square
		Total 42 squares
<b>Fabric B background</b>	1m	9776-Y
<b>Binding</b>	40cms	9774-R
<b>Backing</b>	1.30m	9768-L

- Follow Diagram 4 and sew together (3) 2 7/8" Fabric A triangles and (3) Unit 1 squares to make (1) Unit 2 triangle. Repeat to make (36) Unit 2 triangles total.

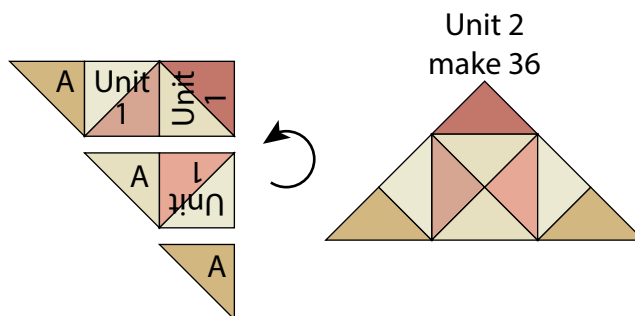


Diagram 4

- Sew (1) 5 3/8" Fabric B triangle to each of the short sides of (1) Unit 2 triangle to make (1) Block One rectangle (Diagram 5). The block should measure 9" x 5". Repeat to make (36) Block One rectangles total.

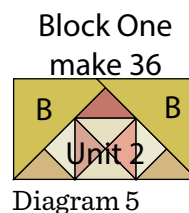


Diagram 5

# Little Stitches


## Quilt Top Assembly

*(Refer to the Quilt Layout when assembling the quilt top.)*

4. Sew together (4) Block One rectangles end to end to make (1) Row. Repeat to make (9) Rows total.
5. Sew together the (9) Rows lengthwise to make the quilt top.

## Finishing the Quilt

6. Layer and quilt as desired.
7. Sew the (5) binding strips together, end to end with a 45-degree seams, to make the binding. Fold this long strip in half lengthwise with wrong sides together and press.
8. Bind as desired.



# The Seamstress

EDYTA SITAR OF LAUNDRY BASKET QUILTS



9767-L



9768-L  
(includes backing)

1.30m



9769-L




9771-O



8664-EN



9770-N



9776-L



9771-L



8994-L



9774-L



9777-L



9772-L



9776-Y

1m



9558-Y



9769-G



9776-G



9767-G



9770-G



9558-T



9771-G



9777-G



9778-T



9773-B



9772-B



9774-B



9768-B



9771-B



9767-T



9775-L



9779-E



9713-EN



9773-E



9776-E



9774-R  
(includes binding)

40cm



9771-R



9768-R

## About Our Fabrics

A recognized leader in the quilting industry, Andover Fabrics features designs by a wide variety of talented artists and licenses, including Downton Abbey and Eric Carle's Very Hungry Caterpillar. Catering to the tastes of creative and dedicated quilters, Andover has a style for everyone — authentic reproductions, romantic florals, modern and more.

Fabrics shown are 25% of actual size.

andover : [makower uk](http://www.makoweruk.com)

Free Pattern Download Available  
[www.makoweruk.com](http://www.makoweruk.com)