


Spectrastatic

BY GIUCY GIUCE



Event Horizon Quilt
designed by:

Giucy Giuce

Quilt Size: **55" x 66"**

andoverfabrics.com

About Spectrastatic

With Spectrastatic I have taken the photocopy texture (also known as noise or static) to bring you a spectrum of colors. The colors are a unique mix of gem tones and brights made to complement a variety of fabrics from modern to reproduction. — Giucy Giuce

andover



makower.uk

Free Pattern Download Available

1384 Broadway New York, NY 10018
Tel. (800) 223-5678 • andoverfabrics.com

Event Horizon Quilt



Introducing Andover Fabrics new collection: **SPECTRASTATIC** by Giucy Giuce

Quilt designed by Giucy Giuce

Quilt finishes 55" x 66"

107 Flying Geese Blocks: 2" x 4"

A dazzling array of rainbow-bright colors enhances the easily pieced Flying Geese blocks. The geese fly north and south in color-wheel order. What a fun contemporary quilt, just the right size for a dorm bed coverlet.

Cutting Directions

Note: Read assembly directions before cutting patches. All measurements are cut sizes and include 1/4" seam allowances. A fat 1/8 is a 9" x 20"-22" cut of fabric. WOF designates the width of fabric from selvedge to selvedge (approximately 42" wide).

Fabric A

Cut (7) strips 2 1/2" x WOF for binding

Cut (4) rectangles 2 1/2" x 4 1/2" for Flying Geese

Fabric B

Cut all strips lengthwise.

Cut (1) strip 24 1/2" x 66 1/2"

Cut (1) strip 11 1/2" x 66 1/2"

Cut (1) strip 4 1/2" x 34 1/2"

Cut (1) strip 4 1/2" x 18 1/2"

Cut (1) strip 4 1/2" x 16 1/2"

Cut (1) strip 4 1/2" x 12 1/2"

Cut (1) strip 4 1/2" x 10 1/2"

Cut (2) strips 4 1/2" x 8 1/2"

Cut (1) strip 4 1/2" x 6 1/2"

Cut (2) strips 4 1/2" x 2 1/2"

Cut (214) squares 2 1/2" x 2 1/2" for Flying Geese

20 Brights

Cut a total of (107) rectangles 2 1/2" x 4 1/2"
(read Step 1)

Backing

Cut (2) panels 37" x 63", pieced to fit quilt top with overlap on all sides

Fabric Requirements

		Yardage	Fabric	
*Fabric A	blocks	5/8 yard	9248-K	
Fabric B	setting	3 1/2 yards	9248-L	
20 Brights	blocks	fat 1/8 yard each		
9248-B	9248-C	9248-CL	9248-CP	9248-E
9248-E1	9248-E2	92488-G	9248-G1	9248-G2
9248-O	9248-O1	9248-O2	9248-P	9248-P1
9248-R	9248-T	9248-T1	9248-T2	9248-Y
Backing		3 3/4 yards	9068-C	
*includes binding				

Making the Quilt

1. Refer to the quilt diagram to determine the number of 2 1/2" x 4 1/2" rectangles to cut from each bright fabric. The gray prints are each used in 2-4 Flying Geese. Teals, blues, and some pinks are used to make 4-5 Flying Geese. Yellows, oranges, and greens are used 6-8 times. Cut a total of 107 rectangles.
2. Flying Geese: Draw a diagonal line on the wrong side of each Fabric B 2 1/2" square. Place a marked square on one end of a bright 2 1/2" x 4 1/2" rectangle, right sides together. Sew on the marked line; trim away and discard excess fabric (Diagram 1). Press open. Repeat this process on the opposite end of the rectangle (Diagram 2) to make a Flying Geese Block. Make 107 total.

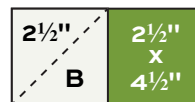


Diagram 1



Diagram 2



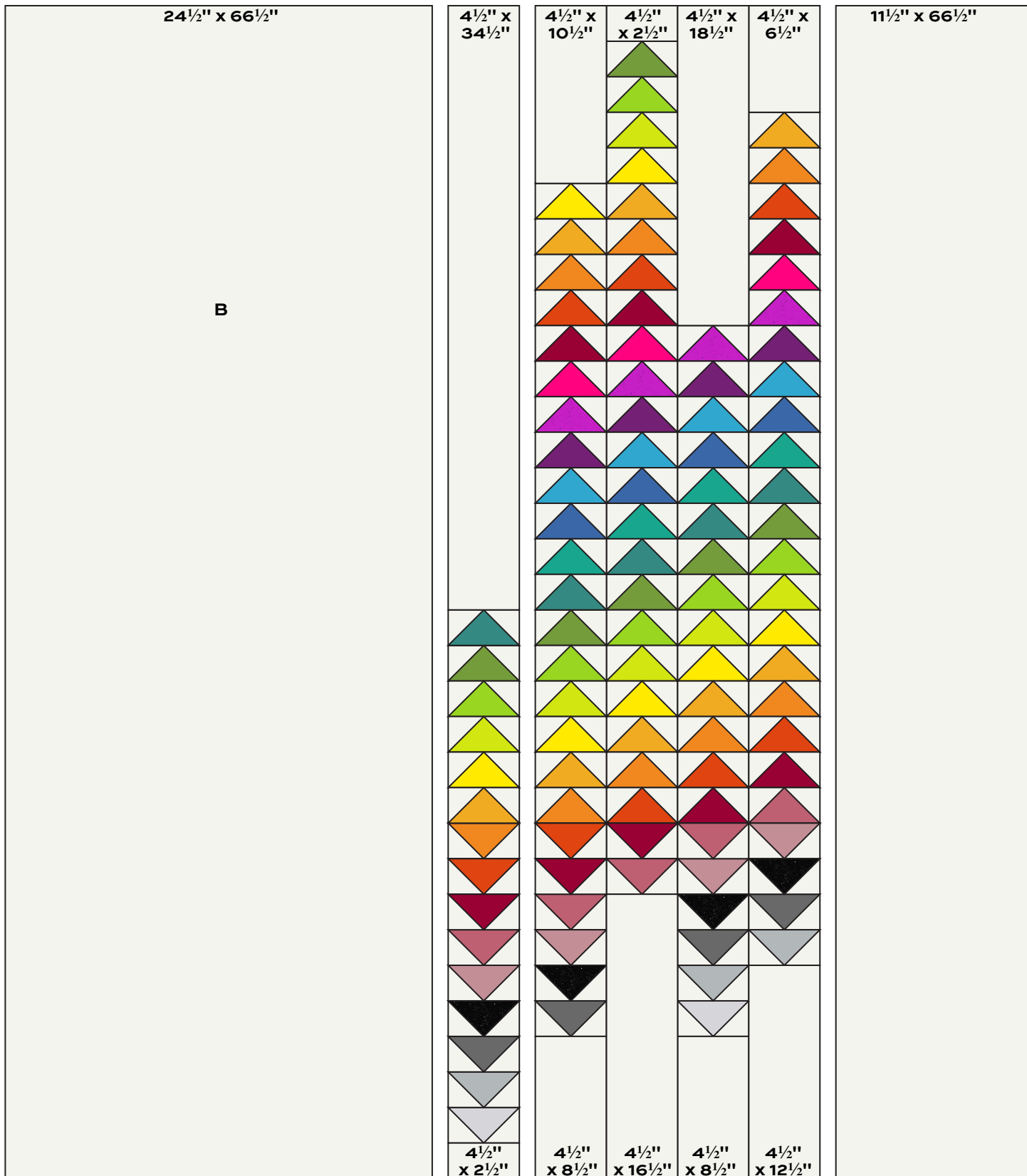
Flying Geese
Make 107

3. Referring to the Quilt Diagram, arrange the Flying Geese blocks and the Fabric B strips in 5 vertical columns. Feel free to rearrange the blocks as you see fit. Notice the reversal of direction of the "geese." Join the blocks and appropriate Fabric B strips to make each column. Sew the columns together in the order shown.

Finishing the Quilt

4. Layer the quilt with batting and backing and baste. Quilt in the ditch around block patches. Quilt the background Fabric B patches as desired, or quilt an overall pattern from edge to edge. Bind to finish the quilt.

Event Horizon Quilt



Quilt Diagram

Spectrastatic



BY GIUCY GIUCE



9248-G*



9248-G1*



9248-G2*



9248-Y*



9248-O2*



9248-O1*



9248-O*



9248-R*



9248-E*



9248-P1*



9248-P*



9248-E1*



9248-E2*



9248-T*



9248-B*



9248-T1*




9248-T2*



9248-N



9248-K*



9248-C*



9248-CP*



9248-CL*



9248-L*



9248-L1

Backing fabric from
Redux by Giucy Giuce



9068-C*

*Indicates fabrics used in quilt pattern. Fabrics shown are 25% of actual size.

andover



makower uk

Free Pattern Download Available

1384 Broadway New York, NY 10018
Tel. (800) 223-5678 • andoverfabrics.com