

A Walk On The Wildside

By Anne Beaven



Finished quilt size 52½" x 52½" (134 x134cms)

makower uk

118 Greys Road, Henley-on-Thames, Oxon, RG9 1QW, UK

Tel: +44 (0)1491 579727

www.makoweruk.com



www.andoverfabrics.com



A Walk On The Wildside

Designed by Anne Beaven


(All seam allowances are ¼". It is advisable to press the seams to one side after each stage of stitching.)



744 N



2800 S09




742




740



1867 N9



741



743 Y

FABRIC AND CUTTING INSTRUCTIONS

FABRIC	DESIGN	QUANTITY	
FABRIC ONE 740	PANEL	ONE	CENTRE SQUARE
FABRIC TWO 1867 N9	DIMPLES	2M (2 ¹ / ₈ YD)	RINGS 1-7, BORDER & BINDING
FABRIC THREE 741	ELEPHANT STRIPE	2,1M (2 ¹ / ₄ YDS)	RINGS 3 & 6.
FABRIC FOUR 742	HERD	70CMS (¾YD)	BACKING
FABRIC FIVE 743 Y	TEXTURE	40CMS (⅜YD)	RINGS 2,3,6 & 7.
FABRIC SIX 744 N	ABSTRACT	70CMS (¾YD)	RINGS 3,4,6 & 7.
FABRIC SEVEN 2800 S09	SPRAYTIME	1,50M (1 ⁵ / ₈ YDS)	BACKING

CUTTING AND SEWING INSTRUCTIONS

Centre Square

Trim the cushion panel to 15½".

Ring One

From Fabric **two** cut two 1" x 15½" strips and two 1" x 16½" strips.

Sew the shorter strips to the sides of the centre square, and the longer ones to the top and bottom.

Ring Two

From Fabric **two** cut eighteen 2⅞" squares.

From Fabric **five** cut eighteen 2⅞" squares.

Sew thirty-six half-square triangle blocks. Sew two border strips each containing eight blocks and two border strips each containing ten blocks. Sew the two shorter borders to the sides of the quilt centre, and the two longer borders to the top and bottom.

Ring Three

From Fabric **two** cut eight 2½" squares.

From Fabric **two** cut four 2⅞" squares.

From Fabric **three** cut four 4½" x 20½" strips of elephants in the water plus the lower border.

From Fabric **five** cut two 2⅞" squares.

From Fabric **six** cut two 2⅞" squares.

Butterfly Blocks

Sew eight half-square triangle blocks, four using Fabrics **two** and **five** and four using Fabrics **two** and **six**; join each one to a Fabric **two** 2½" square. Join a Fabric **two-two/five** unit to a Fabric **two-two/six** unit to complete the block. Make four blocks.

Stripe Borders

Sew a Fabric **three** border to each side of the quilt centre. Sew a Butterfly block to each end of the two remaining Fabric **three** borders; sew to the top and bottom of the quilt centre.

Ring Four

From Fabric **two** cut 128 2½" squares.

From Fabric **six** cut thirty-two 4½" squares.

Sew thirty-two Square-in-a-Square blocks: right sides together, place a small square on one corner of a large square and sew on the diagonal, then repeat for the opposite corner. Trim the corners and press open. Repeat for the two remaining corners to complete the block. Sew two border strips each containing seven blocks and two border strips each containing nine blocks. Sew the two shorter borders to the sides of the quilt centre, and the two longer borders to the top and bottom.

Ring Five

From Fabric **two** cut two 1½" x 36½" strips and two 1½" x 38½" strips.

Sew the shorter strips to the sides of the quilt centre, and the longer ones to the top and bottom.

Ring Six

From Fabric **two** cut eight 2½" squares.

From Fabric **two** cut four 2⅞" squares.

From Fabric **three** cut four 4½" x 38½" strips of marching elephants plus the upper and lower borders.

From Fabric **five** cut two 2⅞" squares.

From Fabric **six** cut two 2⅞" squares.

Butterfly Blocks

Sew eight half-square triangle blocks, four using Fabrics **two** and **five** and four using Fabrics **two** and **six**; join each one to a Fabric **two** 2½" square. Join a Fabric **two-two/five** unit to a Fabric **two-two/six** unit to complete the block. Make four blocks.

Stripe Borders

Sew a Fabric **three** border to each side of the quilt centre. Sew a Butterfly block to each end of the two remaining Fabric **three** borders; sew to the top and bottom of the quilt centre.

Ring Seven

From Fabric **two** cut forty-eight 2⅞" squares.

From Fabric **five** cut twenty-four 2⅞" squares.

From Fabric **six** cut twenty-four 2⅞" squares.

Sew ninety-six half-square triangle blocks, forty-eight using Fabrics **two** and **five** and forty-eight using Fabrics **two** and **six**. Sew two border strips each containing twenty-three blocks and two border strips each containing twenty-five blocks. Sew the two shorter borders to the sides of the quilt centre, and the two longer borders to the top and bottom.

Outer Border

Across the full width of Fabric **two**, cut six 1½" strips.

Join the strips and then cut the following:

Two 1½" x 50½" strips

Two 1½" x 52½" strips

Sew the shorter strips to the sides of the quilt centre, and the longer ones to the top and bottom.

BACKING

CUTTING AND SEWING INSTRUCTIONS

From Fabric **seven** cut the following:

Two 16½" x 56" strips

Two 8" x 24½" rectangles

From Fabric **four** cut a 24½" x 41" rectangle.

Sew a Fabric **seven** 8" x 24½" rectangle to either short end of the Fabric **four** 24½" x 41" rectangle.

Sew a Fabric **seven** 16½" x 56" strip to the top and bottom of the Fabric **four-seven** unit.

QUILTING

Layer the quilt top, wadding and backing, ensuring that the layers are smooth and wrinkle free.

Baste using quilters' pins, tacking stitches or temporary fabric adhesive. Machine or hand quilt as desired.

BINDING

Across the full width of Fabric **two**, cut six 2¼" strips.

Join the strips using diagonal seams and press open. Press the binding strip in half wrong sides together.

Sew the binding to the quilt, folding a mitre at each corner. Fold the binding over to the back of the quilt and hand stitch in place.

Finally, don't forget to label your quilt!

Congratulations and well done!

Retailers kitting the "A Walk On The Wildside Quilt"

COUNTRY	ADDRESS	CONTACT DETAILS
ENGLAND	BEE INSPIRED LTD THE OLD POST OFFICE, 236, WINDMILL AVE, KETTERING, N'HANTS NN15 7DA	01536 514646 info@beeinspired.co.uk www.beeinspired.co.uk
ENGLAND	THE COTTON PATCH 1285 STRATFORD ROAD, HALL GREEN, BIRMINGHAM B2 9AJ	0121 702 2840 mailorder@cottonpatch.net www.cottonpatch.co.uk
ENGLAND	KRAFT KABIN MASADA, HIGHBURY ROAD, ANNA VALLEY, ANDOVER HAMPSHIRE SP11 7LU	01264 365697 kraftkabin@anna-valley.demon.co.uk
ENGLAND	LADY SEW & SEW, MOY HOUSE, 57 INSTITUTE ROAD, MARLOW, BUCKS.SL7 1BN	01628 890532 info@ladysewandsew.co.uk www.ladysewandsew.co.uk
ENGLAND	OUT OF AFRICA 17 BASHFORD WAY, CRAWLEY, SUSSEX RH10 7YF	01293 883799 anneooa@aol.com
ENGLAND	PATCHWORK CORNER, 51 BELSWAINS LANE, HEMEL HEMPSTEAD, HERTS. HP3 9PW	01442 259000 jenny@patchworkcorner.co.uk www.patchworkcorner.co.uk
ENGLAND	POPPY PATCH 25 THE SQUARE, EARLS BARTON, NORTHAMPTONSHIRE NN6 0NA	01604 810899 poppy.patch@yahoo.co.uk
ENGLAND	SEW CREATIVE WROXHAM BARNS, TUNSTEAD ROAD, NORFOLK NR12 8QU	01603 781665 Sewcreative'sylvia79.fsbusiness.co.uk
ENGLAND	THREADS AND PATCHES 48 AYLESBURY STREET, FENNY STRATFORD, BLETCHLEY, BEDFORDSHIRE MK2 2BA	01908 649687 sally@threadsandpatches.co.uk www.threadsandpatches.co.uk
ENGLAND	THE MODERN SEWING CENTRE 7 COLLEGE STREET, LYCHGATE SHOPPING CENTRE, WORCESTER, WR1 2LU	01905 24940
IRELAND	QUILTERS QUEST, 361 WOODSTOCK ROAD, BELFAST	028 9045 4745 Yvonne.mckee@btopenworld.com www.quiltersquest.co.uk
SCOTLAND	FABRICATIONS 69 HIGH STREET, HADDINGTON, EAST LOTHIAN EH41 3EN	01620 823453 info@fabricationshop.co.uk www.fabricationshop.co.uk
SPAIN	OYAMBRE NEEDLEWORK S.L BALMES 200 AT4 08006 BARCELONA SPAIN	34 934872672 marian@oymbreonline.com
FRANCE	COMPTOIR PHOCEEN 41 RUE DE LA PAIX, MARCEL-PAUL, 13100 MARSEILLE, FRANCE	33 491330316
GERMANY	HEIDI LUTTMAN PATCHWORK PORTSTGUT HUNDSCHIED, 54314 GREIMERATH, GERMANY	
GERMANY	BEEHIVE STORE NOBILEWG 21C, 70439 STUTTGART, GERMANY	004949 7119827
GERMANY	KALEIDOSKOP GBR KIRCH STR 2, 53879 EUSKIRCHEN, GERMANY	0049 225112533 info@patchwork-kaleidoskop.de www.patchwork-kaleidoskop

Retailers kitting the “A Walk On The Wildside Quilt”

COUNTRY	ADDRESS	CONTACT DETAILS
GERMANY	PATCHWORK & QUILTING ROTENFELSERSTRASSE 7, 55595 TRAISEN, GERMANY	
GERMANY	TUCHFULUNG BAHNHOF STR 59, 57258 FREUDENBERG, GERMANY	0049 2734489500
GERMANY	PATCH & CO MORITZSTRASSE 20, 09111 CHEMNITZ, GERMANY	0049 3713559286
GERMANY	PATCHWORK AN DER STADTMA KIRCHGASSE 3, 65520 BAD CAMBERG, GERMANY	0049 64349013
GERMANY	SONNEN BLUNE MARBERGER STR 2, 57339 ERNDTE BRUECK, GERMANY	0049 275359925
THE NETHER- LANDS	MARINAS QUILT CORNER HOOG KANJE 2C, 3708 DJ ZEIST, THE NETHERLANDS	0031 306925510
THE NETHER- LANDS	QUILTHUIS LIESELOTJE OLIEMOLEN 58, 1622 JL HOORN, THE NETHERLANDS	